

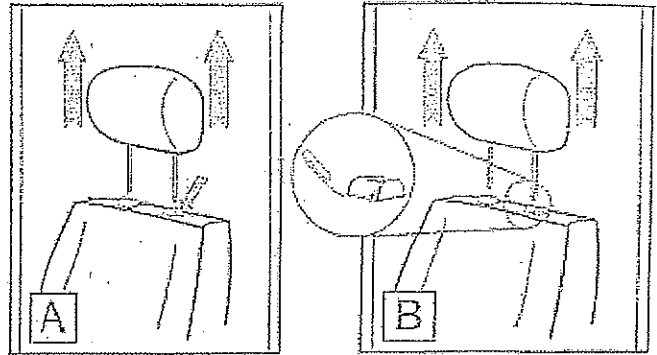
# INSTALLATION INSTRUCTIONS

## (READ THOROUGHLY BEFORE INSTALLING)

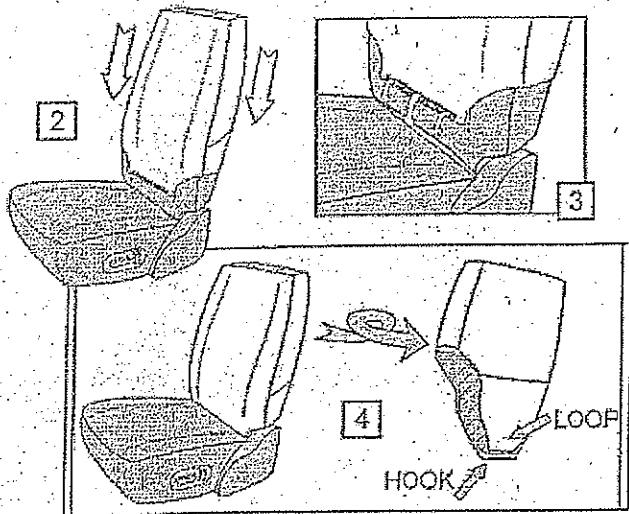
### BEFORE YOU BEGIN...

Remove the headrests: There are a couple of different styles of headrests. Here are two ways to remove them.

- Press the button on the base of the post and pull the headrest up until it disengages from the seat.
- If there are no buttons, locate small holes on the base. Insert a wire (or an unbent paperclip may work) until you hear a click, then pull the headrest up and out.



### SEAT BACK

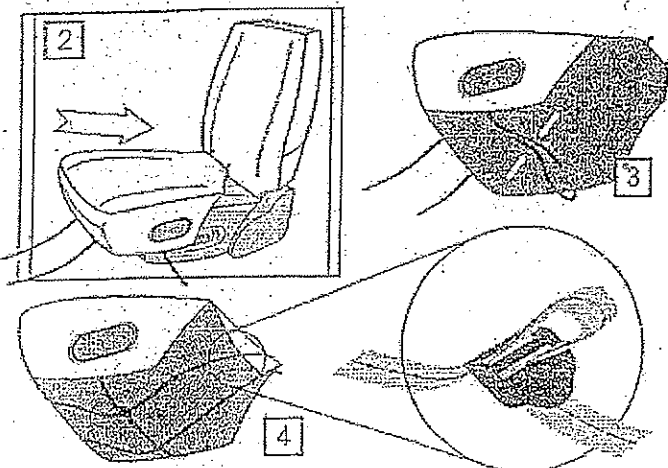


- Find the cover for the corresponding seat back by matching any cutouts in the seat cover with levers or knobs on the seat.
- With the bottom flap facing forward, slide the cover down over the seat back, matching cutouts in the top of the seat cover with the headrest registers on the seat.
- Feed the Velcro flap under the seat back, through to the back. Smooth the cover by running one hand down the front while gently pulling on the flap from the back with the other hand.

**NOTE:** The covers will be tight and the fabric will cling to your original upholstery. Ease them on gradually--  
**DO NOT USE EXCESSIVE FORCE!!**

- Once the cover fits snugly over the contours of the seat, secure the Velcro flap inside the back of the seat cover.

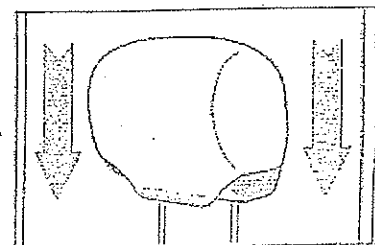
### SEAT BOTTOM



- Find the cover for the corresponding seat bottom by matching any cutouts in the cover with levers or electric panels on the seat.
- Slide the cover over the front of the seat so that the front of the cover is taut and full. Use the same smoothing technique for the bottom as for the back.
- Pull the plastic siding away from the base of the seat far enough to feed the side Velcro straps underneath. Connect the Velcro hook and loop underneath the seat bottom, pulling them tight as you go, so that the cover fits the contours of the seat.
- Pass the straps at the front of the cover underneath the seat and thread them through the appropriate buckles on the back of the cover as shown.

### HEADRESTS

- Replace the headrests in the seats.
- Fit the headrest covers over the headrests by gently working them down.
- Secure the Velcro hook and loop in the back.



If you have any questions regarding installation  
Please call: 1-800-846-8621